

September 11, 2023



Our Next Meeting will be on Monday, September 11, at 6:30 pm, in person and via Zoom.

FLYING GEESE QUILTERS GUILD

FGQG Goose Tracks

Email Address:

newsletter@flying-geese.org

President's Message

By Joanne Florence

I cannot say enough about how great our August Guild Meeting went. It made a huge difference to have all the committee people move to the center so that everyone was able to hear the speakers on stage. It seemed that it made for a more enjoyable evening for all.

Soon the Quilt Show will be here, and the excitement is building. I hope everyone will find a way to volunteer that suits their interests and abilities. There is a job for everyone, and it's more fun to be a part of the show.

Happy stitching,
Joanne

Join us at the Stonefire Grill at 4:30pm before the Guild meeting, to meet our speaker, be with other guild members, and relax before the meeting.


The address is 3966 Barranca Pkwy, Irvine, and it's an easy 10-minute drive to the guild meeting from there.



Inside This Issue

| | | | |
|-------------------------|-------|------------------------|-------|
| Featured Program | 2 | Meeting Highlights | 18 |
| Program Updates | 3-4 | Zoom Meeting Update | 19 |
| Workshop Updates | 5-6 | Show & Tell | 20-21 |
| Featured Advertiser/Ads | 7-12 | Birthdays | 22 |
| 2023 Quilt Show News | 13-14 | Zoom Sew-In/Friendship | 23 |
| Opportunity Quilt | 15 | Philanthropy | 24-26 |
| UFO Challenge | 16-17 | Quilty Happenings | 27 |

Coming Attractions — Program Updates



September 11, 2023 Speaker


Speaker: Ann Turley

Lecture: Just Quilts

If you have ever wanted to do your own original quilt designs, or wondered how quilters design their own quilts, our speaker, Ann Turley, has just the program for you. Ann's work is created from a restless desire to express herself in texture and image. She is excited when faced with unusual scenarios and will often use them as stepping-off points in her latest project. Her best work is produced when she has only a loose idea of where she is going. She enjoys creating original pieces and has been juried into many prestigious events, including Road to California and several SAQA exhibitions. She loves to share her knowledge and expertise in telling a story with fiber art.

Join us for an evening of insight from our local talent, Ann Turley.

Website: <https://annturley.info>



Coming Attractions — Program Updates



October 9, 2023 Speaker

Speaker: Jennifer Sampou

Lecture: Light Your Ombre Fire

Jennifer is a quilter, author, and fabric designer. She has created more than 5000 prints and sold millions of yards worldwide. She is known for her Ombre fabrics and quilt designs using ombre palettes. Her collections have focused on the range of colors in the sky from dawn to dusk. Her presentation will expand on how Ombre fabrics can play a role in your quilt designs



Coming Attractions — Program Updates

November 13, 2023 Speaker

Speaker: Dianne Miller

Lecture: All My Life

Dianne Miller is a textile artist who is nationally recognized for her pictorial quilts, but she has also created traditional quilts, with a focus on Baltimore Quilts. Diane studied illustration at the Massachusetts College of Art and subsequently worked as a technical illustrator.



“Paris ‘76” was selected as a Judges’ Choice as one of the 20th century’s best American quilts in the Ultimate Quilt Search and is now in the permanent collection of Quilts, Inc., in Houston, along with “Sconset Girls,” another large pictorial art quilt.



Instagram : [dianne.miller53](#)



December 11, 2023 - Holiday Program

Our December meeting will be a meeting to get together and celebrate the holidays. Stay tuned for details.

Coming Attractions — Workshop Updates

Sunday, October 8, 2023 Workshop with Jennifer Sampou

Workshop: Ombre Table Runner

Where: Orange Quilt Bee, 628 E Katella Ave in Orange

Time: 10:00 am — 4:00 pm

Cost: \$40

On Sunday, October 8, 2023, we will welcome Jennifer Sampou who will teach us how to make her reversible table runner using Ombre fabrics. She will teach how to cut Ombre fabrics arranging color in a way to vary the design. Jennifer will also teach her envelope technique to finish the quilt, and “match-stick” quilting.



Students can purchase Ombre fabric bundles at “jennifersampou.com”. Use the code, STUDENT for a 15% discount. There are four color combinations to choose from: Bloom, Nightfall, Brilliance or Sky. You can order her bundle for a reversible runner, or share her bundle with a buddy for a one-sided runner, or bring you own Ombre fabrics. Jennifer’s book and pattern are available on line. Also, if you order her downloadable pattern, you get five downloads so you can share it with four friends.

This workshop still has openings. If interested, please sign up at the September guild meeting.

Please Note: The October and November workshops have openings.

If interested, please sign up at the guild meeting or contact Gail Larderuccio by phone or email.

Reminder: ***Please pick up your supply list at the Guild Meeting.***

Coming Attractions — Workshop Updates

Sunday, November 12, 2023 Workshop with Dianne Miller

Workshop: Flower Basket

Where: Orange Quilt Bee, 628 E Katella Ave in Orange

Time: 10:00 am — 4:00 pm

Cost: \$40

On Sunday, November 12, 2023, we will be featuring Diane Miller who will teach “needle-turn” hand applique. Diane teaches at the famous Academy of Applique in Virginia, and now we have the opportunity to learn from a master appliquéer for \$40.



Her project is a beautiful 14” square, “Flower Embroidery Basket,” which is Diane’s original design. She will provide the pattern and teach us how to use her light box technique rather than templates. Embroidery embellishments may be added. This project will make a beautiful wall hanging, could be the center medallion of a stunning quilt, or even a pillow — lots of options!

A Special Thank You from Anna Maria Horner

By Bonnie Bennett

We received a lovely note from Anna Maria Horner saying how much she enjoyed visiting our guild in June and thanked us for making her feel so welcome in our beautiful California. As a small way to say “thank you,” she sent a special discount coupon code to our Flying Geese members, for 15% off anything from her website using the code: **GUILDLOVE**

annamariahorner.com

Featured Advertiser

By Julia Renaud

This year we are offering our advertisers a chance to tell you about their business. This month we are featuring “Sewing Center of OC”.



The Sewing Center first opened in SoCal when we took over the last two “Fabric City” stores in September of 2001, one in Anaheim and the other in Temple City. Sadly, the fabric store was centered around a sewing machine department business model which was no longer viable in

SoCal, so we closed the two locations. Subsequently, we became the Singer Sewing Center of Orange County and set up shop across the parking lot from M & L Fabrics where we sold Singer and Baby Lock machines and a limited selection of fabric.

Some years later we had the opportunity to join forces with the Quilt Cupboard Quilt shop in Garden Grove where we enjoyed a long run of serving the sewing community and building our brand. We dropped the Singer brand and removed their name from ours, and we added the Elna line of sewing machines as changes in the sewing machine industry developed. When the Calico House Quilt Store sadly closed its doors, Sheri (the owner of the Quilt Cupboard) and I felt like their old location was a definite upgrade from our Garden Grove location. And as luck would have it, our lease was up so we moved to the wonderful city of Placentia and became neighbors again. Since then we have added the Juki and Janome machine lines.

Now for a few fun facts about the sewing center!

- Our motto is; We Will Make YOUR Day Better!
- We are the only shop in Orange County that always has a factory trained Tech on duty.
- We perform all repairs and services in our location, your machine does not leave our location.
- We service all makes and models of machines
- We sell Baby Lock, Elna, Juki, and Janome machines
- When we sell a machine, we always give a one-on-one guide class right then and there!

Quick links

[Search](#)

[Do not sell my personal information](#)

[Shipping Information](#)

[International Information](#)

Come Find Us!

1239 E Imperial Hwy
Placentia, California 92870
(714) 993-2739

Store Hours

Monday – Saturday: 9:00AM – 5:00PM
Sunday: Closed

Featured Advertiser, Cont'd

By Julia Renaud

The Sewing Center OC, Continued



We also sell Notions:

- Mettler sewing thread, Madiera serger threads, Sulky blendables quilting 30 wt. thread.
- We sell Schmetz and Klasse needles
- We sell Exquisite embroidery thread variegated, 60 wt. and 40 wt. in 1000 meter spools, and the most popular colors in the 5000 meter spools
- We sell the King Star metallic thread
- We sell a full line of embroidery stabilizers
- We sell the full line of Dime software and stock many of the magnetic hoops, tools, and fun gadgets
- We sell a large selection of accessory feet

Sewing Center OC
1239 East Imperial Hwy. Placentia, Ca.
92870 1-714-993-2SEW

baby lock JANOME elna JUKI
SEWING CENTER OF OC
Steve Shuman, Manager
1-714-993-2SEW (2739)
info@sewingcenteroforangecounty.com
1239 East Imperial Highway, Placentia CA 92870
www.sewingcenteroforangecounty.com
Facebook: <https://www.facebook.com/sewingcenterofoc>
Twitter: sewingoc • Instagram: sewingcenteroc



SEWING PARTY

Contact : info@sewingparty.com
[instagram@sewingparty](https://www.instagram.com/sewingparty)
Shop : www.sewingparty.com



Batik and tropical fabrics
Island-themed quilt patterns
Hawaiian-style quilts

New Store - Open 2023!

27001 La Paz Rd Ste 116
Mission Viejo, CA 92691
(949) 994-1199

www.quiltpassions.net

GRAND COUNTRY QUILTS



Rachel Graves-Hill
Roxanne Thomsen

PRIMITIVE SHOP - 760.471.1114
MODERNS AND MORE - 442.515.3086

Open Mon-Sat 10am-3pm
www.grandcountryquilts.com



Sewing 101

Linda Nitzen

714.469.4699

Sewing101.co

Instagram Facebook Sewing101co



Store Hours

Monday, Wednesday & Friday: 10am - 4pm

Tuesday & Thursday: 10am - 3pm

Saturday: 9am - 2pm

Sunday: Closed

Contact Us

Phone: (951) 304 - 9787

Website: sewtreasuredquiltshop.com

Email: sewtreasured@stquiltshop.com

Facebook: Sew Treasured Quilt Shop

Instagram: @sewtreasuredquiltshop

26855 Jefferson Ave, Suite D, Murrieta, CA 92563

baby lock JANOME elna JUKI®

SEWING CENTER OF OC

Steve Shuman, Manager

1-714-993-2SEW (2739)

info@sewingcenteroforangecounty.com

1239 East Imperial Highway, Placentia CA 92870

www.sewingcenteroforangecounty.com

Facebook: <https://www.facebook.com/sewingcenterofoc>

Twitter: sewingoc • Instagram: sewingcenteroc

Mel's Sewing & Fabric Center
Sales & Repair

Guild members receive a 10% discount!
www.melssewing.com

Family Owned Since 1956

ANAHEIM

1189 N. Euclid St 92801
714.774.3460

BERNINA
made to create

TUSTIN

600 E. First St 92780
714.669.0583

baby lock
FOR THE LOVE OF SEWING

Thank you to Lisa & Pebble for the use of
the sewing room at The Orange Quilt Bee
for our Philanthropy Days!



Orange Quilt Bee

714-639-3245
www.orangequiltbee.com
628 E Katella Ave. • Orange, CA 92867
714-639-3391 fax

PAL's Sewing & Vacuum Since 1967

(949)645-7257

JANOME *Superior* **Handi Quilter**
OFFICIAL RETAILER

elna NECCHI melco

- * **Lowest Price Guarantee**
- * **Complimentary Service Plans**
- * **In House Service of All Brands**
- * **Free Service/Repair Estimates**
- * **Most Service/Repairs Done in 72hrs**
- * **Same Day Service Available**
- * **In-Home Long Arm Service Available**
- * **Free Delivery & Set-Up on All Long Arm Purchases**

www.palssewvac.com
2299 Harbor Blvd, Costa Mesa, CA 92626



Support Those Who Support Us

Please try to shop or do business with the Guild's advertisers. When you do, let them know you are a Flying Geese Guild member so that they know their advertising dollars were well spent.



Our Story

For over 68 years, the Moore family has provided the highest quality in sewing machines, vacuums and sewing furniture. At Moore's, we maintain the same small-town friendly atmosphere we established years ago - while offering the latest technology available in the industry.

Services

Whether your sewing machine or vacuum needs a tune up or repair, our friendly and knowledgeable staff will be able to assist you.

Classes

Moore's offers a variety of classes and events for sewers and crafters of all skill levels, as well as free get to know your machine classes.

Community

Moore's has five retail stores conveniently located across Southern California.

Moore's

**A 4th Generation
Family Run Business**

Moore's of Mission Viejo
25390 Marguerite Parkway
Mission Viejo, CA 92692
(949) 580-2520

Moore's of Brea
2315 E. Imperial Highway, Suite B
Brea, CA 92821
(714) 279-6830

Moore's of Huntington Beach
15041 Goldenwest Street
Huntington Beach, CA 92647
(714) 899-3222

Moore's of Temecula
26490 Ynez Road Suites F & G
Temecula, CA 92591
(951) 297-3796

Moore's of Corona
591 N McKinley Street, Suite 106
Corona, CA 92879
(915) 736-5457



www.moore's-sew.com
www.sewmanyevents.com

“Quilts for All Seasons” News You Need

By Sue Glass

Our quilt show is right around the corner, on September 15th (setup) and 16th (Show). Most of our vendors will be open Friday evening starting at about 6 p.m. until 8:30 or so. Preview of the quilts and auction items, as well as raffle baskets (with ticket sales) will also be open on Friday evening. This Friday show kickoff is open mostly to our members and their select guests. We are not advertising it to the general public. Our full show is open 10-4 on Saturday.

- Sale of tickets for the Friday Night kickoff dinner is **closed**.
- Regular show entry wristbands are still on sale with Mary Lu Booker. These include entry to our Friday evening activities (except the dinner) plus of course the full show on Saturday. Please remember that everyone must have a wristband.
- Thanks to all for turning in your entries at the August meeting. Be sure you keep track of your receipts! Quilts and creative arts items will be returned to their owners starting at about 5:30 on September 16 after the show closes. All quilts and creative arts items must be accounted for, as well as properly bagged and sorted, before any quilt or item may be released. Please wear your patience hat as it sometimes takes a little longer to get the quilts through this process than planned. Bonnie Bennett and Sue Watkins can answer any questions you may have about getting your entries back. More information will be forthcoming at the September guild meeting.
- Julia Renaud will manage taking down the show and can use more helpers. You can call her or Ruth Honer to sign up. Also, remember that only those who are on the takedown crew will be allowed to enter the quilt display areas when the show closes.
- Thanks to everyone who signed up to work at the show. We need everyone's help – we have more than 100 of the 190 slots filled, but we need help in several areas.
- We have need of at least one and preferably 2 helpers in the vendor room on Saturday afternoon from about 3 – 5. This does not include carrying vendor merchandise, but it may include moving a small trolley or wagon to assist the vendor in getting out of the room. Mostly you will be watching over vendor merchandise either in the room or on the sidewalk as they get their vehicle or load their goods so that none of the merchandise walks off unexpectedly. It may also include helping remove and package up the electrical supplies so they can be returned to storage.
- We also need several more white glove hostesses for the quilt display areas. I know that this can be a difficult job as it requires being on your feet. We will try to have chairs placed around the room and in the hall where you can sit for a few minutes but still see the quilts so that will help.

“Quilts for All Seasons” News You Need, Cont’d

By Sue Glass

- You may also find a friend to share the time required. Additionally, you can swap parts of the display with another white glove hostess so you can see the entire display during your shift.
- There are other jobs open as well. Ruth Honer will have signup sheets at the September guild meeting so please go see her at the quilt show tables. She will show you what is available. We need you!!
- Our Raffle Basket team will be selling tickets at the September guild meeting so you can get yours all made out ahead of time.
- Call Pam Hadfield if you have boutique items to donate.
- Julia Renaud will have more opportunity quilt tickets for you to sell, and will gladly take your stubs and payment for those you have already sold. Let’s help Julia reach her \$10,000 goal for ticket sales! See Julia at the table with the beautiful quilt behind it!
- We have closed the window for advance ordering of lunches for Saturday. Richard and his crew will be happy to take your order at their show booth on Saturday. Personal checks will not be accepted, but you may use cash or credit card to pay.
- Our publicity effort is in full swing. Please continue to post to social media, pass out postcards, and in general talk up our show. Take postcards with you to leave at any quilt shops you come across (you now you will stop in right?) and look for ways to help us get the word out.

Call me if you have questions – Sue Glass, 310-990-0216 or email sglass19462@gmail.com.

Opportunity Quilt “My Enchanted Garden”

By Julia Renaud

Many thanks to you all who have returned your sold tickets. Sales are going very well.

To entice you to sell more tickets I have attached a picture of one of the Opportunity Quilt blocks that will be framed so you can add it to your sewing room. This block was made by Sharon Ludwig and beaded by Julia Renaud and quilted by Michelle Howe.

The members who are leading in sales right now are Pam Hadfield (438), Bonnie Bennett 281, Darla Cox (246), and Anna Lee (244).

The cost of our tickets is \$1.00 each or 6 for \$5.00.

The sale of your tickets go towards getting more wonderful speakers for our guild meetings.



UFO Challenge Sign-Ups

UFO CHALLENGE SIGN UPS 2023-2024

What is a UFO? You had purchased the pattern and the fabrics to get started but never got around to get it started. It's that partially completed top that you started at a class but haven't finished. It's a finished top that still needs to be quilted. It could even be that quilt that just needs binding and a label, but it's been sitting around a while waiting for you to make them.

Looking for ways to finished your UFO quilt projects? Look no further, we have the solutions for you. Sign up for the UFO Challenge to run from May 2023 to April 2024 and a \$10.00 fee at our next Guild Meeting in May. See the attached handout and sign-up sheet.

When you sign up, we have a beautiful ribbon for you to pin on to your name tag. You will be rewarded one of the five buttons for each project completed that you have signed up for. The five months for the quilts to be completed are July, September, November, February, and April. You are more than welcome to turn in early! You will earn points for the drawings. The more points you earned is an opportunity for more chances. For those who have turned in all five quilts on time (or early) have an opportunity for a grand prize at the end.

Looking forward to seeing you all sign up next month to participate in this UFO Challenge. If you are not able to attend the May meeting, please mail in your completed form and a \$10 check payable to FGQG directly to Kathleen Quinn or Nancy Mueller so we can you hold your place and ribbon! You can sign up any time after the May start date.

If you have any questions, please do not hesitate to contact us.

Co-Chairs – Kathleen Quinn and Nancy Mueller

FLYING GEESE QUILTERS GUILD

UFO QUILT CHALLENGE 2023/2024 – ENTRY FORM

Full Name: _____

Phone #: _____ Email: _____

Entry Fee: \$10.00 Rcvd on _____ by _____

(Make check payable to Flying Geese Quilters Guild) Please make a copy of this form for yourself.

| UFO Project | Description of UFO | Month Due | UFO Started When |
|-------------|--------------------|-----------|------------------|
| UFO #1 | | July | |
| UFO #2 | | September | |
| UFO #3 | | November | |
| UFO #4 | | February | |
| UFO #5 | | April | |

Last Meeting's Highlights

Workshop Update

By Gail Larderuccio

On August 13th we had a great workshop with Becky Goldsmith who taught Wool applique using a block from her whimsical "Birds in Toyland" quilt. Of course, Becky taught us many other quilting tips as well. Many thanks to Becky!



UFO Challenge Updates!

By Kathleen Quinn & Nancy Mueller


The UFO Challenge is going well: We have 22 signed up; 5 members showed their quilts at the last meeting, and some will be shown at the quilt show!

There is still time to join the fun, so get those projects out of the closet and get them done! Those who didn't get their pins, please remind us. See how many pins you can earn, and how many tickets you can have for the next drawing.

Monthly Creation

By Sue Watkins

Sue Tupper was the winner of this colorful apron donated by Cindy Sutherland.



Jeanne Stone made and donated this amazing sewing caddy.

Stop by Monthly Creations and get your raffle tickets to have an opportunity to take this home. You may be the lucky winner!



Last Meeting's Highlights

FG Zoom Meeting Update

By Trudy Cleveland

The guild continues to provide the opportunity for members to view the meeting virtually using the Zoom platform. I have heard from several members how they have enjoyed the chance to connect with the guild, be able to participate in the meeting, and listen to our guest speakers. We continue to refine the process of bringing the live-feed to our members, and we are improving our practices at every meeting.

We have decided to keep the Zoom invitation and password the same for every meeting. We will continue to email members the link prior to the meeting, but we want members to be aware that it will not change month to month. This should simplify the process for our members.

We are looking for a few people who would like to be on the Zoom committee for next year. This is a great way to contribute to the guild, and it is an easy job to do.

Call or email Trudy Cleveland if you are interested.



Show and Tell Quilts



While living in South Africa post-Apartheid, Judith Karabelnik described how tens of thousands of people from poor areas migrated to cities looking for work and better lives. They lived in shanty towns that stretched for miles and they were cheap labor. So many people worked as gardeners that weeds and pesticides were eliminated. Crews of men used pick axes to build roads, eliminating costly and noisy machinery. One unexpected result was the return of beautiful music in the air—from birds and insects and monkeys to workers singing. Judith played an audio presentation of that music to accompany her Hoffman competition quilt, “Shanty Town with a View.”

Patricia Pardo, visiting from Beach Cities, shared a quilt that was inspired by our guest speaker, Becky Goldman. In 2007, for their birthdays, her “Stuff & Stitch” friendship group chose a theme and each member made a block. Patricia chose the “Piece O’Cake” pattern North Pole but wanted it made into Halloween blocks instead. She made the top block with the witch flying on her broomstick; the others each made a block. In the North Pole quilt there is an Ice Cream Shop—in this quilt it is the I Scream Shop. She added the little trick-or-treaters. This quilt gets put on display in her house for the entire month of October.



Show and Tell

Candyland was Michelle Howe's entry for her Surfside guild's challenge. Candyland was her favorite game to play as a child. Her design is a combination of versions of the board game from the 1950s-1960s. Candyland won the viewer's choice award at Surfside!



Mary Branca made guest speaker Becky Goldsmith's quilt, Welcome to the North Pole, in 1999. 25 years later, it's still a favorite.

Dorothy Bullard was inspired to make her Hollyhocks & Hummers quilt when there was a hummingbird nest in her backyard. It features bird nests, wildlife, bugs, bees, and yet another hummingbird to balance the design.



September Birthdays

*Happy Birthday to our September
Flying Geese!*



Please wish a happy birthday
to our September Geese:

Janet Cook
Darla Cox
Barbara Cracchiolo
Jean England
Cheryl Herbstman
Marsha Herr
Vicki Johns
Sharron Keck
Nancy McKinney
Suzanne Schultz
Leslie Sutherland
Elizabeth Sykes
Trudy Teshima
Sandra Truong
Linda Virden



Please welcome our newest mem-
bers: Dorothy Bullard, Victoria
Crayne, and Cheryl Lea.

Virtual Sew-Ins Via Zoom

By Mary Howland

Flying Geese Quilt Guild continues to have “sew-in” Zoom meetings. Members sign on for whatever length of time their schedules allow. We sew, iron, and chat while we get to know each other.

We ask questions and often another quilter has an answer. We share about new tools/gadgets we just had to buy. Of course, we show our fabric purchases, too. It’s really a fun-filled time. Please join us. We’d love to see you!

If you have questions, please call/email Mary Howland. She will host these meetings.

Mondays: 9a-12p

September 4, 11, 18, 25

October 2, 9, 16, 23, 30

November 6, 13, 20, 27

December 4, 11, 18

Fridays: 5p-9p

September 8, 22

October 13, 27

November 10, 24

December 8, 22, 31

Join Zoom Meeting <https://zoom.us/j/98048961855pwd=VHBUeTlsMWx6TFRUaGtrMVh0TzRIUT09>
Passcode 736302
One tap mobile +16699006833,,85649645679# US (San Jose)

Friendship Groups

By Mary Howland

Hi Everyone, we have **news** if you’re looking to join or start a Friendship group!

A member wants to join or start an evening meeting in the Tustin/Orange/ Santa Ana area. She works and is unable to participate in a daytime group. Please let me know if you have room for one more person in your group, or if you would like to be in an evening group.



Also, the 3rd Saturday group in Costa Mesa, which meets from approximately 10a - 3p has 2 openings. Please contact Kathleen Quinn or me if you are interested.

Please join us on Zoom if you’d like to chat and sew with us. See the Zoom schedule for dates and times; it’s a great way to meet other members.

Philanthropy

By Mary Howland

Hello Everyone!

It has been a busy summer - hot, too. After moving from Buffalo to escape the cold and snow, I never thought I'd say I'm ready for cooler temps but I am. A good thunderstorm would be welcome, too.

Let's start with an article written by Arlene Summerville. She and Sharon Ludwig are responsible for making all the placemat kits and their distribution. Our guild has been providing placemats for the Meals on Wheels Program at the Irvine Senior Center for many years. They have recently been getting back to normal, since the pandemic had significantly changed their operation as far as clients and other issues, including delivery drivers. They also furnish regular lunches for seniors who do not necessarily qualify for the Meals on Wheels Program. The nutrition part of the program continues to be under the auspices of a group called Age Well Senior Services, a change which was made a couple of years ago and basically just affects the meals themselves.

Our guild typically furnishes "regular" placemats to their program throughout the year, usually making one or two deliveries of 50% to 75% of placemats made by our members throughout the year. These are mostly kits provided by our philanthropy committee and picked up by members at our guild meetings or Sew Days at Orange Quilt Bee. However, for the holidays we furnish them with approximately two hundred holiday styled placemats, which are distributed to their clients as part of a little holiday package gift each year. This includes their luncheon clients as well.

In the past, especially during COVID, our members were SO generous in making placemats from their own stash; in fact, at least half of what we gave the senior center were made by all of you from your own fabrics. They were just beautiful, and it gave all of us the opportunity to creatively use up orphan blocks, etc. This year, we are on our way to collecting the amount they need (approximately 170-190 at last count), so please continue to either pick up a kit or do your own thing. The seniors just love the placemats we make, and we always hear such wonderful comments from the staff at Meals on Wheels when we deliver them. We thank you so much for your generosity, as do they. At the last Sew Day we collected approximately 90 holiday placemats. One member used fabric from her stash to sew single fabric placemats with a contrasting binding. Check out the photos to see just a few. We have a lot of quilt tops with backing ready for quilting. You may select ones with batting or if you prefer, use your own batting.

Our next Sew Day is Wednesday, September 20th at Orange Quilt Bee. We reserve the space from 10a - 2p. Come and join us; we'll be sewing, making kits, and chatting about the quilt show. You can drop finished items off and select new kits to work on at home.

In October we'll have some fat quarter packs for you to purchase that were made from fabrics given to us recently. You may find just the fabric you need to finish a UFO. All funds collected will be used to support the philanthropic projects.

As usual, thank you for all you do to support our guild. Hope to see you soon!

Philanthropy—Some of the Beautiful Items Donated This Month



Philanthropy—Some of the Beautiful Items Donated This Month



Quilty Happenings



Piecemakers Quilt Shop in Costa Mesa. They are looking for someone to teach a children sewing class. If you know of anyone interested please call Jean or Joanna at Piecemakers Country Store, 714/641-3112.



2023—2024 Flying Geese Quilters Guild

Officers and Committees

| | | |
|---------------------------|------------------|--------------------|
| Elected Officers | | |
| President | <i>Joanne</i> | <i>Florence</i> |
| 1st VP | <i>Trudy</i> | <i>Cleveland</i> |
| 2nd VP | <i>Cindy</i> | <i>Hinds</i> |
| Secretary | <i>Kay</i> | <i>Cotton</i> |
| Treasurer | <i>Fay</i> | <i>Kerneen</i> |
| | | |
| Standing Committee | | |
| Auction 2024 | | |
| Community Education | <i>Darla</i> | <i>Cox</i> |
| Community Education | <i>Nancy</i> | <i>Chocek</i> |
| Membership - Chair | <i>Gina</i> | <i>Whitelaw</i> |
| Newsletter - Chair | <i>Cindy</i> | <i>Sutherland</i> |
| Newsletter | <i>Becky</i> | <i>Silvaggio</i> |
| Newsletter- Photographer | | |
| Parliamentarian | <i>Linda</i> | <i>Nitzen</i> |
| Philanthropy - Chair | <i>Jeanne</i> | <i>Stone</i> |
| Quilt Show 2023 | <i>Sue</i> | <i>Glass</i> |
| Workshops | <i>Gail</i> | <i>Larderuccio</i> |
| Workshops | <i>Bonnie</i> | <i>Bennett</i> |
| | | |
| Special Committees | | |
| Advertising | <i>Julia</i> | <i>Renaud</i> |
| Birthdays | <i>Kathleen</i> | <i>Bahret</i> |
| Directory | <i>Carol</i> | <i>Moore</i> |
| Door Prizes | <i>Eileen</i> | <i>Thiessen</i> |
| Facilities - set up | <i>Anna</i> | <i>Lee</i> |
| Facilities - close up | <i>Peggy Sue</i> | <i>Phillips</i> |
| Facilities Storage | <i>Eileen</i> | <i>Wintemute</i> |
| Magazine Sales | <i>Roseann</i> | <i>Tennison</i> |
| New Members & | <i>Mary</i> | <i>Howland</i> |
| Friendship Groups | <i>Mary</i> | <i>Howland</i> |
| Historian | | |
| Library | <i>Michelle</i> | <i>Howe</i> |
| Little Red Hen 2024 | | |
| Monthly Creation | <i>Sue</i> | <i>Watkins</i> |
| Monthly Creation | <i>Sandra</i> | <i>Truong</i> |
| Opportunity Quilt Sales | <i>Julia</i> | <i>Renaud</i> |
| Retreats | <i>Kristen</i> | <i>Holden</i> |
| SCCQG Rep | <i>Julie</i> | <i>Sandquist</i> |
| Show and Tell | <i>Ruth</i> | <i>Honer</i> |
| UFO Challenge | <i>Kathleen</i> | <i>Quinn</i> |
| UFO Challenge | <i>Nancy</i> | <i>Mueller</i> |
| Web Conferencing | <i>Trudy</i> | <i>Cleveland</i> |
| Web Conferencing | <i>Eileen</i> | <i>Wintemute</i> |
| Web Mailing | <i>Michelle</i> | <i>Howe</i> |
| Website | <i>Gale</i> | <i>Slagle</i> |

Misc. Notices and Reminders

Facebook Group for FGQG

By Gina Whitelaw

We now have a private Facebook Group for our members only. When in Facebook, go to the Groups section and search for FGQG (Flying Geese Quilters Guild) of Orange County Members Only. There is another Flying Geese Quilt Guild on Facebook, so please make sure you ask to join the correct one. You must be a current paid member of Flying Geese in order to join this Facebook group. Be sure to answer the membership questions.

We now have rules for our Facebook Group. Here they are:

- **Be Kind and Courteous**
- **Give credit where credit is due.** When you post a photo of a quilt you need to post the pattern name and the designer's name or company. We need to support our quilt designers! Quilt designers rely on pattern sales for their income.
- **No politics or religion in this group**
- **Respect Everyone's Privacy**

Nametags

Since we have begun meeting in person again, many of us are out of practice with wearing our nametags, including me. This is a good time to refresh the old nametag or make a new one. Not only is it friendly, it's an ice-breaker for conversation.

Our Next Meeting

Monday, September 11, 2023

Meeting: 6:30 PM
In Person and Via Zoom

Meeting Location:

Rancho San Joaquin Middle School
4861 Michelson Drive
Irvine

Please Note: School rules allow only bottled water in the Multi-purpose room. Food and other drinks are not allowed.

Covid 19 Precautions: The guild will be following the guidelines set up by the school district and in accordance with the local and state government. We will not be checking for your immunization record at this time. You are on the honor system.

Please be kind to those sensitive to perfumes, and refrain from wearing your fragrances to the Guild meeting.

Come to the meeting
Check in at the Membership Desk
Wear your Name Tag
Introduce yourself to someone new
Carpool with a buddy
Bring Show & Tell projects to share
Sign up for a Workshop
Volunteer

Flying Geese Quilters Guild is a non-profit 501(c)3 organization dedicated to promoting the art of quilting. Goose Tracks is a monthly publication of the Flying Geese Quilters Guild. Deadline for newsletter submission is Friday after the second Monday of each month. Articles in the newsletter may be reprinted if proper credit is given. Copyrighted artwork may not be reprinted without the permission of the artist. Website: <http://www.flying-geese.org/>.