

March 10, 2025



Our Next Meeting will be on Monday, March 10 at 6:30 pm, in person. Zoom will be provided.

FLYING GEESE QUILTERS GUILD

FGQG Goose Tracks

Email Address:

newsletter@flying-geese.org

President's Message

By Cindy Hinds

Thank you to all the members who have stepped forward to guide our Guild through 2025. We have an exciting year ahead of us. With our Quilt Show "Quilts for all Seasons," upcoming nationally recognized speakers and teachers, retreats in Temecula, and our 40th Anniversary to celebrate, 2025 is going to be full and fun!

Better Together is a phrase that I will use often this year. I believe we as a guild are better in every aspect as a team. There is a position, friendship group, or job for everyone! Please be generous in sharing your ideas, talents, and time, as we all strive to fulfill our goals of Philanthropy and guild fundraising.

Our February meeting was an exciting evening with a presentation of the stunning patriotic Past President's Quilt to Trudy Cleveland. To Joanne Florence and everyone who participated in the creation of Trudy's quilt, Thank you!

We also bestowed our VIQ award and thanks upon Sue Glass for her tireless work on behalf of the guild. Sue, we appreciate you so much!

And let's not forget our outstanding speaker, Cyndi McChesney. Will you ever look at a panel in quite the same way? We are so fortunate to grow as quilters and fiber artists through the programs offered by our guild.

March will offer more knowledge and opportunity with the presentation and workshop by Karen Bolan. I hope you will all join us!

Join us at the Stonefire Grill at 4:30 pm before the Guild meeting, to meet our speaker, be with other guild members, and relax before the meeting.



Inside This Issue

President's Message	1	Quilt/UFO Challenges	17-21
Featured Program	2	Meeting Highlights	22-24
Program Updates	3	Show & Tell	25-29
Workshop Updates	4-5	Fire Donations	30
2025 Quilt Show	6-9	Sew Ins	31
Quilt Retreat	10	Philanthropy	32-36
Featured Advertiser/Ads	11-16	Quilty Happenings	37-40

Program Feature—Next Meeting

Coming up Next!

Engineer Your Quilts with Karen Bolan

March 10, 2025




In March, we welcome modern quilter **Karen Bolan**. She is drawn to the layers of design and expression possible in quilting and loves the learning that comes from experimenting. Her designs are out of the box, and integrate a love of geometry, experimentation, interconnection, depth, and texture.

Her work has been featured in magazines and exhibited at local and international quilt shows.



She will show us how to free ourselves from the need to use someone else's pattern and appoint each of us head of own design empire.

We will see a gallery of original quilts and learn how to apply the engineering design process to your quilts. We will learn to find and use sources of inspiration, harness nifty software and manual tools, and get inspired by approachable improvisational techniques.



Coming Attractions—Program Updates Continued

Quilt Labels to Love—April 14, 2025



David Owen Hastings is a graphic designer and quilter. In this live stream Zoom lecture, he will show us how to combine computer-printed custom labels with a woven logo label on our quilts, providing them with a professional finish, and documenting important details for posterity (or for the recipient).

Quilts are a wonderful art form, and he feels you should sign your work with a distinctive label. It's a great opportunity for you to consistently brand your quilts, especially those you gift to others on holidays or other special occasions.

It's also an opportunity to weave in the story of your quilt, so the story doesn't get lost. Was the quilt made for a special occasion? Was it made from a pattern, based on tradition, or is it a unique design? Who were the makers, and where was it made? Are there special fabrics used that require particular care? Imagine someone seeing your creation in the future: what would you want them to know?

David will walk participants through the steps to create these beautiful labels and will share alternate labeling methods that draw from his graphic design background.

In David's live stream Zoom lecture he will share a template with us for making simple and stylish labels for our quilts, as well as links to the materials and suppliers he recommends. The template includes his top tips for producing beautiful quilt labels.

Coming in May

May 12th will be our reveal of our **Guild Challenge quilts** following the theme of ***“What Goes Around, Comes Around.”*** We hope you are working on your challenge quilt for our turn-in day at our April meeting. If you haven't started yet, it's not too late! Let's get creative and have a great show and talk about our entry.



May is also our guild's 40th anniversary which is something to be proud of and celebrate!

Coming Attractions—Workshop Updates

March 9, 2025—Karen Bolan

On Sunday, March 9th, 2025, we welcome modern quilter **Karen Bolan** whose workshop is entitled “Design an Original Modern Quilt”. For all of our creative quilters, this is your chance to shine. Have you ever seen a photo, drawing or piece of artwork and wondered, “How can I make that into a quilt?” Then this class is for you!

This is a technique workshop that can be used for modern, as well as traditional quilts which will elevate your quilting skill level. It will be one more tool in your toolbox so you can create your own interpretation of an image.



Karen’s quilt is an example of what you can create. You will turn your own original design into a mini quilt by drafting your own foundation paper piecing pattern. Karen’s method uses freezer paper instead of the traditional foundation paper piecing which makes easier for construction. You will also learn tricks for efficient use of fabric.

For more inspiration and information, check out Karen Bolan’s website or Instagram page.

The class will be held at Orange Quilt Bee and costs \$40.

This class is currently full. If you are interested, please get on the wait list by contacting Gail Larderuccio — contact information listed in the directory.



There are no workshops in April or May.

Coming Attractions—Workshop Updates Continued

Nancy Prince—Thread Painting Quilter

On **Sunday, June 8, 2025**, we are happy to present award-winning quilt artist, Nancy Prince. She is known for her unique form of free-motion Machine Embroidery. Nancy will teach us how to create her amazing thread painted “Woodlands” design on fabric.

This workshop offers a hands-on introduction to free-motion machine embroidery, a creative way to embellish your quilts. With Nancy’s “anyone-can-do-it” approach, participants will learn how to use their sewing machine as a “paintbrush” with the quilt top serving as the “canvas” and thread as the “paint”. A printed photograph will be supplied to boost your confidence in creating this project.



All skill levels are welcome!

A kit is required for this class which costs \$19. This includes custom-printed background fabric, 3 pieces of stabilizer, instruction booklet and practice products. A 6” machine embroidery hoop is also required. If you need one, you can order it for an additional \$11.50 at the time of sign-ups.

The workshop will be held at Orange Quilt Bee from 10 am to 4 pm.

The cost is \$40 for the workshop, \$19 for the kit and \$11.50 for the machine embroidery hoop (optional).

Sign-ups begin at the guild meeting on March 10, 2025.



2025 Quilt Show

By Sue Glass

2025 Quilt Show News

Our 2025 quilt show preparations are underway already. The dates for our show are October 10 (setup and preview dinner/shopping) and October 11, a full show opening an hour earlier this year at 9, closing at 4. We are at the Norman P. Murray Center in Mission Viejo, the same as last year.

Our lovely opportunity quilt will be at our upcoming meetings, so please be sure to see Mary Lu Booker and pick up your packet of tickets to sell.

Elsewhere in this newsletter you will find two articles from Darla Cox about the boutique preparation and the quilt sale. Note that we will not auction quilts at this show. Instead we will have a **“Buy it Now”** quilt sale. We will need your best work for both the boutique and the quilt sale.

Are you cleaning out your sewing supplies and fabric? Don't forget we will be collecting good quality fabric and notions that are either brand new or close to brand new, but in the best shape for the raffle baskets. Fabric should be current if possible. We will also take books and if we have enough, we might even have a book sale with books relating to quilting or other needle arts only. We will begin taking these items in the late summer so, for now, please find a good place to store them at home. We will let you know when it is time to start bringing them in.

I hope you are all working on a new quilt to show in October. This year you will be able to enter two quilts per person for the main display. We may ask for additional quilts once we see what entries we have received. The entry form will go live on our website in a couple of months.

You may also (and we hope you will) enter your 2025 challenge quilt. These 2025 challenge quilts will be in a separate exhibit. If you have a challenge quilt from another year you may enter it into the show as one of your two main display quilts as long as it has not been exhibited at our show previously.

We also hope to have an exhibit of quilts that are the result of a Flying Geese Guild workshop you took. It can be from any workshop, even a long ago one. More information to follow for this special exhibit.

Stay tuned for more information as we go along this year. I'm really looking forward to our October show, and I hope you are too. Email or text or call me or come find me at guild if you have comments about these upcoming events or want to suggest something for the show.

Sue Glass
2025 Quilt Show Chair

2025 Quilt Show—Continued

By Michelle Howe & Mary Lu Booker

2025 Opportunity Quilt Ticket Sales Have Begun!

Our stunning 2025 Opportunity Quilt is an easy sell. Who wouldn't want to own this beautiful quilt?

Our goal is to raise \$10,000 with this fabulous quilt and we are off to a good start.

In two months, Mary Lu Booker has handed out 57 packets and collected a total of \$2,165 towards our goal!

We need to continue selling tickets for the next 8 months to reach our goal. We can only do this with your help. If you can't make it to the guild meeting, contact Mary Lu and she will fill out the tickets for you. No excuses people, we need you to participate!

The packet of tickets is \$35 – (7 sets of 6 tickets, our usual \$1 each or 6 tickets for \$5.)



To make things easier for everyone, we are asking you to pay for your tickets when you get them. Then, if you wish to sell them, you may. No prepay is necessary for any additional packets you wish to sell.

Please bring your \$35 cash or check (make check payable to Flying Geese Quilters Guild) to our March meeting.

- Fabulous prize for the top seller
- Monthly drawings for a \$25 gift certificate to Orange Quilt Bee for those turning in \$35 worth of ticket sales. Anyone picking up and paying for their packet is entered into the evening's drawing.

Ellen Reibling was the February winner of our Orange Quilt Bee gift card.

We need ALL of our guild members to buy a packet of tickets and support the guild as we fundraise to keep bringing in all of the wonderful speakers you love to hear.

Michelle Howe
Mary Lu Booker
Opportunity Quilt Sales Co-Chairs

2025 Quilt Show—Continued

Raffle Baskets for 2025 Quilt Show

By Eileen Wintemute

There will be a raffle at this year's quilt show and we are once again asking Friendship Groups or Individuals to donate themed baskets for the raffle. We already have two themes spoken for by Friendship Groups:

- Summer Picnic
- Christmas Holiday



If you or your Friendship Group select a theme for a basket, please let me know so I can advertise it and avoid duplicate themes.

We have some items in the Guild Storage that would be nice to help fill baskets with these themes:

- Southwestern
- Halloween or Autumn
- Child
- Red, White, and Blue

If you would like these items for your basket, let me know and I will bring them to a guild meeting or make other arrangements.

Thank you for all of your support for the Guild. If you have any questions, please let me know (see the member directory for contact information).

Quilt Show Sale

By Darla Cox

We are trying something new this year at the Quilt Show. Instead of having a Quilt Auction, we are having a **Buy it Now** quilt sale. We are asking for quilt donations that would be the same type of quilt you would make for an auction. We will need about 20 quilts or so. They will be hung and shown like the auction except sold as a Buy it Now. We already have a couple of quilts that have been donated which I will bring to show at the next meeting.



Thanks *sew* much!

2025 Quilt Show—Continued

Quilt Show Boutique

By Darla Cox

Yes, we are having a wonderful boutique at the Quilt Show. We will need donations for lots of beautiful things. We are asking you to think about unique, top-quality items that you would buy. Give us your best work. Please no outdated fabric that you are trying to clean out. We will have a baby and child section, a gift section, a pet section, sewing things, decorative items, etc. We will sell baby quilts, lap quilts, wall hangings and holiday items. We already have some really cute table runners, tote bags, and gifts that have been donated. We are asking for donations of buttons of all colors and types. We especially need lots of white buttons, some of which would be really nice if they were vintage, sparkly or pearlized. We will start collecting anytime from now on.

We will also have a table at the guild meetings with samples that have been turned in and other ideas if you need some inspiration. There are also tons of ideas on YouTube and Pinterest.

We are also willing to have workshops, occasionally. They would be on the 4th Saturday of the month so that anyone who is busy during the week might be able to come. We have a project with instructions for you to make. Please let me know if this is something you would be interested in.

We will have a great Quilt Show, Boutique, and Basket area with your commitment to support YOUR guild.



Flying Geese Quilters Retreat

April 10 – 13, 2025



We are so excited to announce the 2025 Flying Geese Quilters Retreat.

Guild members have an opportunity to spend up to three nights and four days at the relaxing Vina de Lestonnac Retreat Center in Temecula.

The dates are Thursday, April 10 to Sunday, April 13, 2025.

You have the option to choose whether you want to stay 2 or 3 nights. Please be sure to indicate **which nights**, should you choose less than 3.

The retreat center will only allow 1 - 2 guests per room (no triples).

Should anything change prior to the retreat dates, Michelle Howe will send an email letting you know.

We have **20** confirmed spots available. Once we have reached that number, anyone wishing to sign up will be placed on a waitlist. You will be notified of your placement via email. (Be sure to include it on your registration form.)

All meals and lodging are included in the cost of the retreat.

2025 Prices are as follows:

4 Days & 3 Nights

Double Occupancy \$548
Single Occupancy \$748

3 Days & 2 Nights

Double Occupancy \$382
Single Occupancy \$532

Day Campers

\$20/day, \$22/meal

We are now accepting applications for the retreat. The application is available on the guild's website.

A \$100 deposit is required with your application. Final payment is due by or before April 4, 2025, can be mailed to Michelle Howe (check the member directory for contact information).

Please mail your check (written out to Flying Geese Quilters Guild) and completed application to: Michelle Howe.

If you plan to attend this retreat, please email Michelle Howe, to let her know as soon as possible so she can add you to the list and be on the lookout for your application in the mail.

Featured Advertiser

By Julia Renaud

Hello, fellow quilters!

Introducing 143quilts LLC, providing Long Arm Quilting services for your treasured quilts.

My name is **Tom Stevens**, and I am a fellow member of the FGQG. A few of you asked, why did you choose the name 143Quilts? As a child, my mother, knowing her kids have a hard time expressing affection in public, came up with “1-4-3,” a code which stands for “I Love You”. In memory of her, I name my business 143Quilts, combining a fond memory with something I love.



As a fellow quilter, I understand the time and effort you spend creating your quilt top. You can trust me to take great care in providing quality workmanship:

- ✓ **Fast Turn Around** for edge 2 edge quilting designs. Don't be surprised with less than 3 days turn around.
- ✓ **Large number of design choices** with over 600+ designs to choose from.
- ✓ **Affordable Edge 2 Edge** starting at just \$0.026 per square inch.
- ✓ **Computerized Custom Quilting** to realize your inspired design.
- ✓ **Machine Binding Services** available to complete the polished look.
- ✓ **Custom Embroidered Labels** to memorialize information about your quilt.

Not familiar using a long arm quilter? No worries, I am here to help. I will walk you through each step, from preparing the quilt top for the Long Arm to choosing the design and thread.

If you are looking for a Long Arm quilter, I hope you consider 143quilts. As an incentive, I would like to offer **OCFGQG members 10% off your first quilt!**

Tom Stevens
Owner / Operator
143Quilts LLC
tom@143quilts.com
(714) 369-8141



Look for me on Instagram @143quilts for examples of my work.



SEWING PARTY

Contact : info@sewingparty.com
[instagram@sewingparty](https://www.instagram.com/sewingparty)
Shop : www.sewingparty.com



baby locki JANOME elna JUKI®

SEWING CENTER OF OC

Steve Shuman, Manager

1-714-993-2SEW (2739)

info@sewingcenteroforangecounty.com

1239 East Imperial Highway, Placentia CA 92870

www.sewingcenteroforangecounty.com

Facebook: <https://www.facebook.com/sewingcenterofoc>

Twitter: [sewingoc](https://twitter.com/sewingoc) • Instagram: [sewingcenteroc](https://www.instagram.com/sewingcenteroc)

Sewing 101

Linda Nitzen
714.469.4699
Sewing101.co

📷 🌐 Sewing101co



PIECE +
POINTE
QUILTING & COSTUMES

JULIE LAYNE

Longarm Quilting Services +
Custom Ballet Costumes

EMAIL | info@pieceandpointe.com

PHONE | 949-779-0289

www.pieceandpointe.com

Quilt



Passions

Batik and tropical fabrics
Island-themed quilt patterns
Hawaiian-style quilts

New Store - Open 2023!

27001 La Paz Rd Ste 116
Mission Viejo, CA 92691

(949) 994-1199

www.quiltpassions.net



**Sew Treasured
Quilt Shop**

Store Hours
Monday, Wednesday & Friday: 10am - 4pm
Tuesday & Thursday: 10am - 3pm
Saturday: 9am - 2pm
Sunday: Closed

Contact Us
Phone: (951) 304-9787
Website: sewtreasuredquiltshop.com
Email: sewtreasured@stquiltshop.com
Facebook: Sew Treasured Quilt Shop
Instagram: [@sewtreasuredquiltshop](https://www.instagram.com/sewtreasuredquiltshop)

26855 Jefferson Ave, Suite D, Murrieta, CA 92563

Mel's Sewing & Fabric Center
Sales & Repair

Guild members receive a 10% discount!
www.melssewing.com

Family Owned Since 1956

ANAHEIM

1189 N. Euclid St 92801
714.774.3460

TUSTIN

600 E. First St 92780
714.669.0583

BERNINA
made to create

baby lock
FOR THE LOVE OF SEWING



Thank you to The Orange Quilt Bee
for the use of the sewing room for
our Philanthropy Days!

 **Orange Quilt Bee**

714-639-3245

www.orangequiltbee.com

628 E Katalla Ave • Orange, CA 92867

714-639-3391 fax



Our Story

For over 68 years, the Moore family has provided the highest quality in sewing machines, vacuums and sewing furniture. At Moore's, we maintain the same small-town friendly atmosphere we established years ago - while offering the latest technology available in the industry.

Services

Whether your sewing machine or vacuum needs a tune up or repair, our friendly and knowledgeable staff will be able to assist you.

Classes

Moore's offers a variety of classes and events for sewers and crafters of all skill levels, as well as free get to know your machine classes.

Community

Moore's has five retail stores conveniently located across Southern California.

Moore's

A 4th Generation Family Run Business

Moore's of Mission Viejo
25390 Marguerite Parkway
Mission Viejo, CA 92692
(949) 580-2520

Moore's of Brea
2315 E. Imperial Highway, Suite B
Brea, CA 92821
(714) 279-6830

Moore's of Huntington Beach
15041 Goldenwest Street
Huntington Beach, CA 92647
(714) 899-3222

Moore's of Temecula
26490 Ynez Road Suites F & G
Temecula, CA 92591
(951) 297-3796

Moore's of Corona
591 N McKinley Street, Suite 106
Corona, CA 92879
(915) 736-5457



www.moores-sew.com
www.sewmanyevents.com



HATHAWAY QUILTWORKS

Computerized Longarm Quilting

- Precise edge-to-edge stitching by a Gammill Statler Longarm in a clean and professional quilting studio
- Countless E2E patterns available from our in-house catalog and vendor's website (save, review, share)
- Binding services by hand or machine; custom designed quilt labels
- Stitch Rewards and Friend Referral Bonus
- Share your quilting journey with us; beginners welcome

Laguna Hills Business Park
Near I-5 at Lake Forest & Moulton Parkway
hello@hathawayquiltworks.com

Call or Text Laurel 949-534-2934

Support Those Who Support Us

Please try to shop or do business with the Guild's advertisers. When you do, let them know you are a Flying Geese Guild member so that they know their advertising dollars were well spent.



Tom Stevens

143Quilts, LLC
Longarm Quilting Service
Costa Mesa, California

*Specializing in edge to edge and
custom quilting*

tom@143quilts.com
(714) 369-8141

**SHOP
LOCAL**



Bubba's Quilting & More

20% off for Guild Members!



We Love To Quilt!

Longarm Quilting Services
Binding Services
T-Shirt & Memory Quilts
100+ Pantographs to choose
Free Pickup/Delivery within 25 Miles

Over 20 years experience Creating and Quilting!

Contact KP (Kathy) - info@bubbasquilting.com - 562.357.9677

www.bubbasquilting.com - Long Beach, CA

We Donate a Quilting to Local Charity for Every Order.

Guild Member - Quilters by the Sea

Quilt Challenge

By Kathleen Quinn

WHAT GOES AROUND, COMES AROUND

I know everyone is still busy working on their quilt challenge. I can't wait to see everyone's quilts and see how they incorporate the use of the challenge theme and fabrics.

Below are the links if you want to see the contest rules and need some theme ideas:

Contest Rules: https://www.flying-geese.org/challenge_quilts.html

Project Ideas: <https://www.pinterest.com/tclelandrdh/what-goes-around-comes-around/>

Final Due Date: April 14th at the General Meeting, please bring in your completed quilts in a pillowcase or similar custom fabric case with your label to protect your quilts along with the entry form. Attached is a copy of the entry form if needed.

Enjoy and have fun!

If you have any questions, please do not hesitate to contact me (check the member directory for contact information).

(entry form on next page)

Quilt Challenge—Entry Form

By Kathleen Quinn

Entry Form

The Flying Geese Quilters Guild

2025 Challenge

“What Goes Around, Comes Around”

Challenge

Flying Geese

Packet # _____

Member (Y/N) _____

Quilt Top Constructed By: _____

Quilted By: _____

Email: _____

Phone number: _____

Title of Entry: _____

Size of Entry: Width _____ Length _____

Category: (Circle only 1 that applies to your work)

Traditional Piecing Traditional Applique

Contemporary Innovative

Pictorial Original

If selected, are you willing to be in the **AQS 2026 Guild Challenge**?

(Y/N) _____ If Yes, then is this quilt original design? (Y/N) _____

If not original, do you have permission to use this design (Y/N) _____

Please tell us about your entry in 50 words or less.

UFO Challenge

By Kathleen Quinn

UFO CHALLENGE SIGN UPS 2025-2026

What is a UFO? You've purchased the pattern and the fabrics to get started but never got around to getting it started. It's that partially completed top that you started at a class but haven't finished. It's a finished top that still needs to be quilted. It could even be that quilt that just needs binding and a label, but it's been sitting around a while waiting for you to make them.

Looking for ways to finish your UFO quilt projects? Look no further, we have the solutions for you. Sign up for the UFO Challenge to run from May 2025 to April 2026 and a \$10 fee at our next Guild Meeting in May. See the attached handout and sign-up sheet. You can sign up from 1 to 5 quilts.

When you sign up, we have a beautiful ribbon for you to pin on to your name tag. You will be rewarded with one of the five pins for each project completed that you have signed up for. The five months for the quilts to be completed are July, September, November, February, and April. You are more than welcome to turn in early! You will earn points for the drawings. The more points you've earned is an opportunity for more chances. For those who have turned in all five quilts on time (or early) have an opportunity for a grand prize at the end.

Looking forward to seeing you all sign up at the General Meeting in May 2025 to participate in this UFO Challenge. If you are not able to attend the May meeting, please mail in your completed form and a \$10 payable to FGQG directly to Kathleen Quinn so we can hold your place and ribbon! You can sign up any time after the May start date.

I am currently seeking an assistant to help check in and measure the quilts at the monthly general meeting during opening and break time. This position is great to get to know the other quilters in the guild!

If you have any questions, please do not hesitate to contact me.

Committee Chair – Kathleen Quinn



UFO Challenge—Handout

By Kathleen Quinn

UFO CHALLENGE 2025-2026

What is a UFO? You've purchased the pattern and the fabrics to get started but never got around to getting it started. It's that partially completed top that you started at a class but haven't finished. It's a finished top that still needs to be quilted. It could even be that quilt that just needs binding and a label, but it's been sitting around a while waiting for you to make them. Must have started prior to December 2024 and a minimum of 200 square inches (Example 20in x 10in.) Whatever the case, let's dust off those older projects and complete some UFOs. You could even win a prize for doing so!

We want this to be fun and doable for everyone so here's how it's going to work. You choose from one to five UFOs you'd like to complete by April 2026. You tell me which month on which quilt will be done. A completed UFO is quilted and binded. We would really like to see labels and hanging sleeves as well, but for this challenge it's not necessary. You sign up below and pay a \$10 entry fee (no matter how many quilts you submit). You will get a ribbon to get started and will earn a special pin for each quilt turned in.

There will be a drawing each month a UFO is due among those who turn for that assigned month. There will be a special drawing for a "Grand Prize" for those who completed all five quilts on time! Additionally, tickets will be awarded for random drawings throughout our challenge period. Tickets are earned as follows:

- 1 Ticket for each UFO turned in (up to 5)
- 5 Tickets for turning in your UFO on time or earlier
- 3 Tickets for turning in your UFO late
- 1 Ticket if UFO has label
- 1 Ticket if UFO has a hanging sleeve
- 5 Tickets if UFO is older than 2008
- 4 Tickets if UFO is older than 2012
- 3 Tickets if UFO is older than 2016
- 2 Tickets if UFO is older than 2020
- 1 Tickets if UFO is older than 2024

Quilt Sizes:

- 1 Ticket – Smaller than a Baby Quilt – 2,475 sq in or under
- 2 Tickets – Baby/Crib/Lap – 45" x 55" = 2,475 sq in and higher
- 3 Tickets – Afghan/Throw – 55" x 65" = 3,575 sq in and higher
- 4 Tickets – Twin – 70" x 90" sq in = 6,300 and higher
- 5 Tickets – Double, Queen, and King – 80" x 90" = 7,200 sq in and higher

If you have any questions regarding the above, please do not hesitate to contact Kathleen (check the member directory for contact information).

UFO Challenge—Entry Form

By Kathleen Quinn

FLYING GEESE QUILTERS GUILD

UFO QUILT CHALLENGE 2025-2026 – ENTRY FORM

Full Name: _____

Phone #: _____ Email: _____

Entry Fee: \$10.00: Rcvd on _____ by _____

(Make check payable to Flying Geese Quilters Guild). **Please make a copy of this form for yourself.**

UFO Project	Description of UFO	Month Due	UFO Started When
UFO #1		July 2025	
UFO #2		Septem- ber 2025	
UFO #3		November 2025	
UFO #4		February 2026	
UFO #5		April 2026	

Last Meeting's Highlights

Very Important Quilter Award

By Trudy Cleveland

Each year the Flying Geese Quilt Guild recognizes extraordinary service by a Guild member with the "VIQ," Very Important Quilter, award. This year it was awarded to a member who has consistently contributed beyond expectations. She was Chair of the 2023 Quilt Show and designed and organized our Opportunity Quilt. She also agreed to chair the 2025 Quilt Show. She has gone the "extra mile" in her support of the guild.

Our 2024 VIQ award goes to Sue Glass!

Thank you Sue for your dedication and support to the Flying Geese Quilt Guild.

President's Quilt

I want to give a personal heartfelt thank-you for the exquisite President's Quilt. It is absolutely gorgeous, and the amount of attention to detail is extraordinary.

Pictures do not do it justice . . . but I tried! It was an honor to be your president through-out 2024.

Trudy Cleveland



Last Meeting's Highlights

Monthly Creation

By Diane Jardon

Congratulations to **Darla Cox** who was the winner of the February Monthly Creation. Darla won this beautiful red/white bag ... perfect for Valentines Day!

A special thank you to Joanne English who made and donated the bag. Joanne indicated that the pattern for the bag is called Sew Together Bag ... I just ordered one from Sew Demented ... you can also find tutorials online.

If you're thinking of making a few (maybe a boutique item?), remember they do get easier after you have made a few (so I'm told)!

We're seeking out several items for monthly creations during 2025. If you have something in mind to donate, please contact me so that we can make sure we have items for the entire upcoming year.

I look forward to seeing you all in March!
Thank you,
Diane Jardon



Zoom

By Eileen Wintemute



We had 16 people attend the meeting via Zoom in February. There were no issues with the audio or video of the meeting.

The speaker did part of her presentation with a Power Point presentation. She logged into the Zoom meeting and shared her screen, so the views of the power point were more clear to the home viewers. This seemed to work better than using the camera to zoom in on the image on the screen.

No other Zoom related items arose this last month.

Birthdays & New Members

Happy Birthday to our *March* Flying Geese!

Kathleen Bahret
Myrna Bianchi
Ann Boughey
Paulette Fletcher
Juan Garcia
Kristen Holden
Betsy Holt
Kathryn Keefer
Lyn Mann
Glenda McNeil



Carol Moore
Raelynn Nelson
Alicia Passarelli
Becky Reeves
Julia Renaud
Barbara Robison
Julie Sandquist
Diane Searer
Jeanne Stone

Today is about you – Celebrate!



***Please welcome our newest
Flying Geese member***

Jennifer Boda

February Meeting Attendance

Members	78
New Members	1
Guests	4
Zoom	16
Total	99



*St. Patrick's Day
March 17*

Show and Tell

Roseann Tennison — 4 UFO purchased quilts completed

These quilts are not UFOs, but what I call UFO purchases from approximately nine or ten years ago. I started making them several years ago and have finally finished them.

The first quilt is titled Treenware and Berries. The fabric and pattern were designed by Betsy Chutchian, who is the founder of a well-known quilting group, the 19th Century Patchwork Divas. They all share a love of antique quilts.

The second quilt titled Regimental Stars was a quilt kit that I purchased in Houston at the International Quilt Show in 2016. It was designed by Paula Barnes of Red Crinoline Quilts. The quilt honors soldiers who carried flags for both the Confederate and Union troops during the Civil War. I have included the story on the back of the quilt along with a section of fabric that lists many of the wars that were fought during that time.

The third quilt is a wall hanging titled Quilter on the Go. The pattern was designed by Patch Abilities, Inc. during the Row-by-Row fabric plates era. The pattern and partial kit I purchased in Colorado when I was visiting my daughter and her family.

The last quilt titled Never Enough Baskets is a quilt top I purchased at our Little Red Hen sale in 2022. I added the outer border and had it quilted. What is really special about this basket quilt is that the baskets are pockets. I discovered a heart in one of the baskets and added it to the label on the back of the quilt.



Show and Tell—Continued

RaeLynn Nelson—Ruby's Jacket

RaeLynn made this charming quilted jacket for her granddaughter Ruby.



RaeLynn Nelson—Samantha's Quilt

RaeLynn made Samantha's Quilt for her daughter. Tom Stevens quilted it, jazzing it up with quilted hummingbirds and flowers.


Ruth Honer—EPP Clamshell Valentine's Day wall hanging

Ruth shared an SOB wall hanging. SOB, according to our speaker Cyndi McChesney, stands for Slap on Borders.

The small 12" center panel is composed of 2" EPP clamshells surrounded by several borders. Every fabric features hearts. She started it in a Road2CA workshop when classes were only online during the pandemic.




Show and Tell—Continued



Ruth Honer—Reversible attic windows panel baby quilt

Ruth made a special reversible panel baby quilt for the son of her nephew and his Cambodian wife. Each side was made from images cut out of several panels placed in attic window blocks. The National Park side represents all of the parks that her mom took all three generations of the family to when the grandchildren were growing up. The year of the trips are machine-embroidered on each image.

The reverse side features images of outer space. Their Cambodian American son is named Veba, which in Cambodia means sky and heavens. They love astronomy. The gold and blue borders were planned but it didn't occur to Ruth until later that those are the colors of UC San Diego where they first met! Ruth added an appliquéd silhouette of a boy and dog looking out a window. Tom Stevens did an amazing job of quilting it in a star pattern in contrasting thread.



Dorothy Bullard—2024 Temperature Quilt

Dorothy had made a small practice HST temperature quilt block for February to see if she wanted to make a full year's quilt. This is her modern version. She recorded daily high/low temperatures and made this temperature quilt to memorialize 2024.



Show and Tell—Continued

Holly Batterman—With a Little Kindness from My Friends

This is Holly's challenge quilt for Beach Cities Tea & Tour Challenge. It was inspired by 2 small panels by Cori Dantini and features fusible appliqué.



Nancy Chocek—Majestic Winter

Nancy's Majestic Winter quilt was made with a panel. It was part of our guild's 2020 Winter Wonderland challenge and was a fun one-block-wonder quilt... requiring 7 panels!

Linda Nitzen—Spring Hare

Linda shared a sample quilt, Tilda's Spring Hare, made for marketing purposes.



Show and Tell—Continued



Linda Nitzen—Easter Egg

This Tilda Easter Egg quilt is another sample quilt. It is a free downloadable pattern and features extraordinary quilting.

Linda Nitzen—Potted Flower

Tilda's Potted Flower is yet another sample quilt. It is sewn in Drunkard's Path blocks but in oval shapes. The dense freehand quilting took 2-3 days!



Peggy Sue Phillips—Dinosaur Parade & Pink Paradise

Peggy Sue made two quilts for a co-worker who is a single mom with a toddler boy and a teenage girl who lost their home to a fire in Pennsylvania. Dinosaur Parade is for the boy. Pink Paradise is for the teenage girl.

More Altadena Fire Donations—Thanks

From Ruth Honer

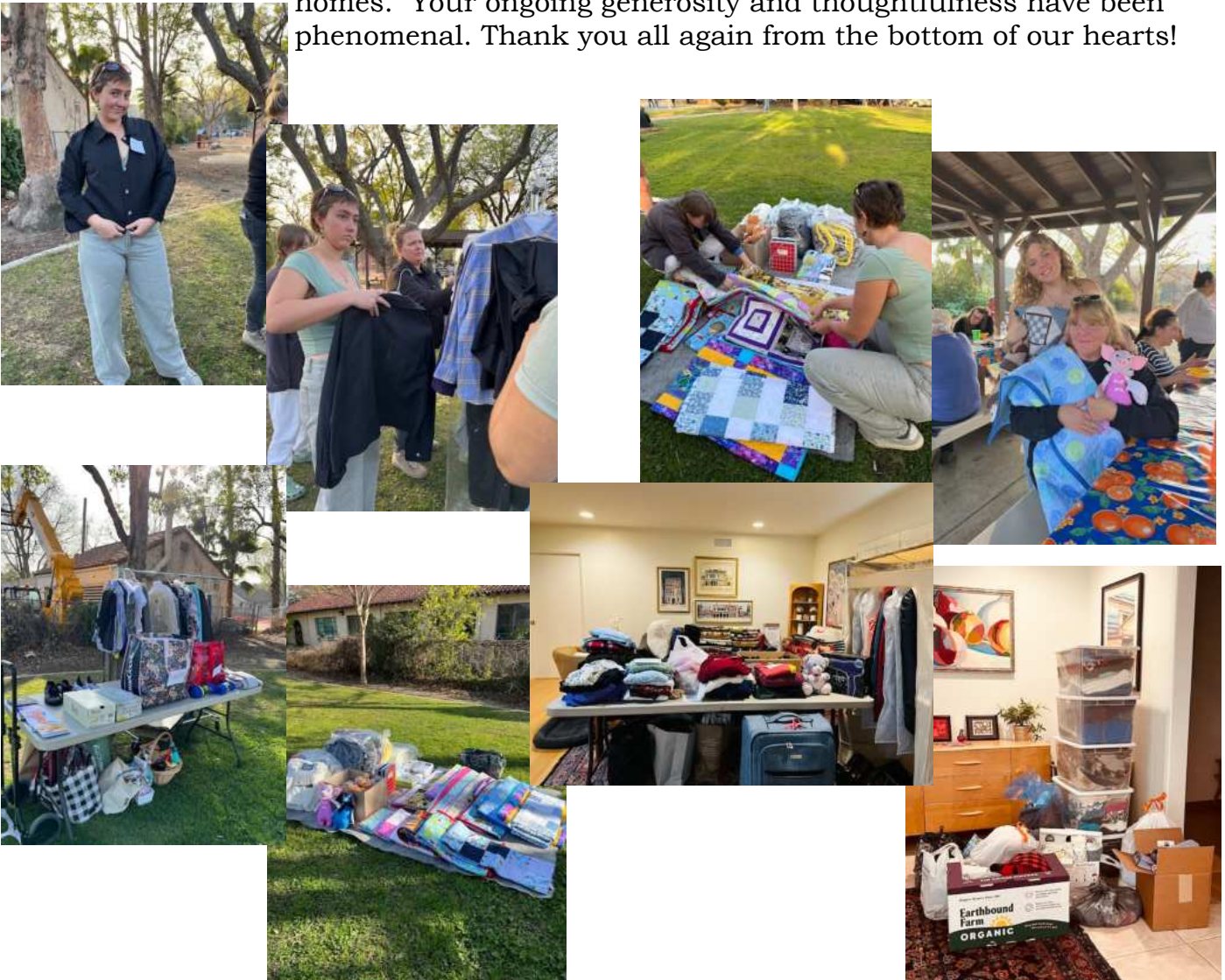
A huge THANK YOU to all of you who continue to donate items for my daughter's high school water polo players who lost their homes in the Altadena fire!

At my daughter's first water polo family picnic ALL of the 19 quilts that you donated were gifted to grateful players with great pleasure. At her second picnic we featured the "Christine Dickey Boutique," complete with cheerful quilts from her Arizona Sunflower Stitchers group, comforters, cuddly "stuffies" and many nice garments. Guild member Stephanie Schneider contributed two of her fanciful hand-crafted critters, as well.



Here are a few photos. My living room and part of my family room are slowly starting to clear! Another touching story: The mom and daughter holding quilts and one of Stephanie's critters lost their 100-year-old family home of 3 generations in the fire. The mom asked if she could please have the pink piggy. Of course! As a girl she had had a collection of toy piggies. Having this one was particularly significant for her.

The popular original "Flying Geese Fashion Collection" has moved from my daughter's home to her library, accessible to the 15 staff members and 171 students who lost their homes. Your ongoing generosity and thoughtfulness have been phenomenal. Thank you all again from the bottom of our hearts!



Virtual Sew-Ins Via Zoom

By Mary Howland

Hello New Members of FGQG!

Please come join us at our zoom Sew Ins - we want to meet you and have you meet us. You don't have to stay for the entire time, just pop in and say "hello." Our guild meetings are jammed packed and don't offer much time for socializing, so this is a wonderful opportunity to get to know each other.

Flying Geese Quilt Guild continues to have "sew-in" Zoom meetings. Members sign on for whatever length of time their schedules allow. We sew, iron, and chat while we get to know each other.

We ask questions and often another quilter has an answer. We share about new tools/gadgets we just had to buy. Of course, we show our fabric purchases, too. It's really a fun-filled time. **Please join us. We'd love to see you!**

If you have questions, please call/email Mary Howland. She will host these meetings.

Mondays from 9 a.m. - 12 noon

February 24

March 3, 10, 17, 24, 31

April 7, 14, 21, 28

Fridays from 5 p.m. - 9 p.m.

February 28

March 14, 28

April 11, 25



Philanthropy

By Mary Howland

Hello, Flying Geese sewists,

Let's start off with thanks to all of you for whatever part you play in making our philanthropy donations so beautiful and plentiful. It takes each member paying their membership dues, others donating fabric/supplies, many sewing, quilting, and binding and eventually someone delivering the items to the organization. Thank you!

This month you'll be able to attend our Sew Day on March 19th from 10 a.m. – 2 p.m. at Orange Quilt Bee and/or on Monday, March 24th from 6 p.m. - 9 p we'll have Sew Time, a Zoom online get together. This is something new and allows you to join in and sew on a philanthropy project from the convenience of your home or log on and get answers about philanthropy. Watch for the Zoom link, which will be sent out before the 4th Monday of each month except December.

Ok, you know I usually have an idea or theme for these articles. This month I just started writing and Bam - the idea came. I'm writing this on Valentine's Day - a day of love! It dawned on me that you don't need someone to tell you to go buy chocolate and flowers on a particular day to show your love. You give love - you show love throughout the year each time you sew for someone else. Thank you for sharing your love!

If you're in the mood to sew placemats or make some orphan blocks that can be added to for a placemat, think Spring or Summer colors. Our recipients will love to receive bright, colorful placemats during the coming months.


One last thing. Some members have offered backings to match up with quilt tops donated to philanthropy. We have several ways in which this can happen.

- Come to the philanthropy table each month and look through the quilt tops. Either bring your backing fabric with you or see if there's a quilt waiting for your backing.
- Or select a quilt top to take home and find a backing from your stash. Next month, bring the quilt top and your donated backing to the table.

You know we have lots of quilt tops which need to be quilted each month, so if you take a top to match up with backing at home, we'll give you batting if you want to quilt it. Then bring it back and we'll have someone sew on the binding. Of course, you could donate the binding strips or fabric for us to make the binding.

Each time you return an item to philanthropy; we ask that you don't forget to sign your name on a ticket and add it to our little dish. * You can do this at the guild meeting or at Sew Day. At the end of our Sew Day we draw one member's name, and that person wins a \$10 gift card from Orange Quilt Bee. * This item can be anything which needs to be returned - sometimes totally finished or sometimes an item ready for the next step. The winner of the \$10 gift card in February was Gayle Graham.

If you have questions or would like to join the team working to make kits, please contact **Julie Layne, our new Philanthropy Chair.**

Enclosing a big  hug for each of you,
Mary Howland

Philanthropy—Some of the Beautiful Items Donated This Month



Philanthropy—Some of the Beautiful Items Donated This Month, Continued



Philanthropy—Some of the Beautiful Items Donated This Month, Continued



Philanthropy—Some of the Beautiful Items Donated This Month, Continued

Donated to OC Memorial Care
Quilts made or quilted by Faith Horskey



Quilty Happenings



HI DESERT QUILT GUILD
“DESERT VIEWS - SUNSET HUES”
QUILT SHOW

SATURDAY, MARCH 1st, 2025 - 10:00 - 5:00 pm
SUNDAY, MARCH 2nd, 2025 - 10:00 - 4:00 pm
\$7.00 ADMISSION CHARGE - Supervised children under 12 FREE

LOCATED AT THE DESERT EMPIRE FAIRGROUNDS
520 SOUTH RICHMOND
RIDGECREST, CA

OVER 200 QUILTS!!!

Vendors
Raffles
Fabric Bargain Tables
Small Quilt Auction on Sunday
Opportunity Quilt Raffle

ALL PROCEEDS GO TO THE HI DESERT QUILT GUILD
Follow Us on Facebook! HI Desert Quilt Guild

You're
INVITED

Beach Cities Quilters Guild

would like to invite members of the Flying Geese Guild to join us on **March 15** for our bi-annual **Tea and Home Tour**.

In the morning we will tour four lovely homes including their sewing rooms and then meet at the Murray Center for lunch. There is also a quilt challenge and kits are still available for purchase.

The cost of the Tea and Tour is \$45 and the cost of a challenge kit is \$18. As always the lovely kit fabrics have been provided by Hoffman Fabrics.

Please contact Jennifer Morgan at (949)-412-2792. She can work with you to get tickets. Hope to see you there - Martha Hurlburt



Spring Tea and Tour 2025
With a Little Kindness from my Friends



Our Spring Tea and Tour will be held on **March 15, 2025**. If you are new to Beach Cities, this event is held opposite years from the Quilt Show. This year, we have four lovely homes to tour. Karen Brewin, Barb Gauntner, Becky McDaniel and Debbie Martin have graciously agreed to open their homes and sewing rooms.

Tour: 9:00am - 12:00pm
Lunch: 1:00pm - 3:00pm
Norman P. Murray Community and Senior Center
Mission Viejo, CA 92692

Quilty Happenings

Arizona Quilt Study Zoom Meeting March 29, 2025



The Arizona Quilt Study (AZQS) brings together people who share a love of antique quilts and their accompanying history. There are no annual dues.

Several times a year AZQS hosts a Regional Quilt Study Day and charges for attendance in order to cover meeting costs. Anyone interested in quilt history is welcome to attend.

On Saturday, March 29, 2025, British quilt researcher Carolyn Gibbs will present LIVE from Great Britain!



OCQG Opportunity Quilt Sleep Under the Stars

*\$5 per ticket
Limited to 100 tickets*

Winner Drawn
Saturday, May 3, 2025
at our Quilts in the Garden Show

For more information:
www.orangecountyquiltersguild.org

Quilty Happenings



Anaheim Craft
&
Vintage Fair

20

Saturday, September 20, 2025 at 9 AM – 4 PM

Anaheim Craft & Vintage Fair

P.O. Box 3316, Anaheim, CA92801, Anaheim, CA

The poster features a repeating pattern of teal, orange, and grey diamonds and starburst shapes on a light grey background. A red and white calendar icon with the number '20' is positioned on the left side.



*Threaded
together*

a stitching experience
featuring

Amanda Murphy

September 29-October 1, 2025

sign up now!
space is limited
early bird discount!

The poster has a background of a colorful patchwork quilt with various patterns and colors. The text is written in a mix of fonts, including a large, elegant script for the title and a clean, sans-serif font for the main details.

Our Next Meeting

Monday, March 10, 2025

**Meeting: 6:30 PM
In Person. Zoom will be
Provided.**

Meeting Location:
Rancho San Joaquin Middle School
4861 Michelson Drive
Irvine

Please Note: School rules allow only bottled water in the Multi-purpose room. Food and other drinks are not allowed.

Covid 19 Precautions: The guild will be following the guidelines set up by the school district and in accordance with the local and state government. We will not be checking for your immunization record at this time. You are on the honor system.

Please be kind to those sensitive to perfumes, and refrain from wearing your fragrances to the Guild meeting.

Come to the meeting
Check in at the Membership Desk
Wear your Name Tag
Introduce yourself to someone new
Carpool with a buddy
Bring Show & Tell projects to share
Sign up for a Workshop
Volunteer

Flying Geese Quilters Guild is a non-profit 501(c)3 organization dedicated to promoting the art of quilting. Goose Tracks is a monthly publication of the Flying Geese Quilters Guild. Deadline for newsletter submission is Friday after the second Monday of each month. Articles in the newsletter may be reprinted if proper credit is given. Copyrighted artwork may not be reprinted without the permission of the artist. Website: <http://www.flying-geese.org/>.